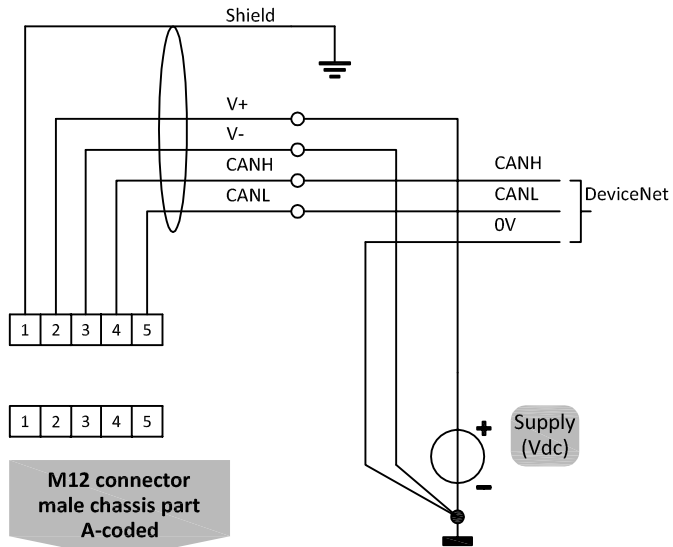


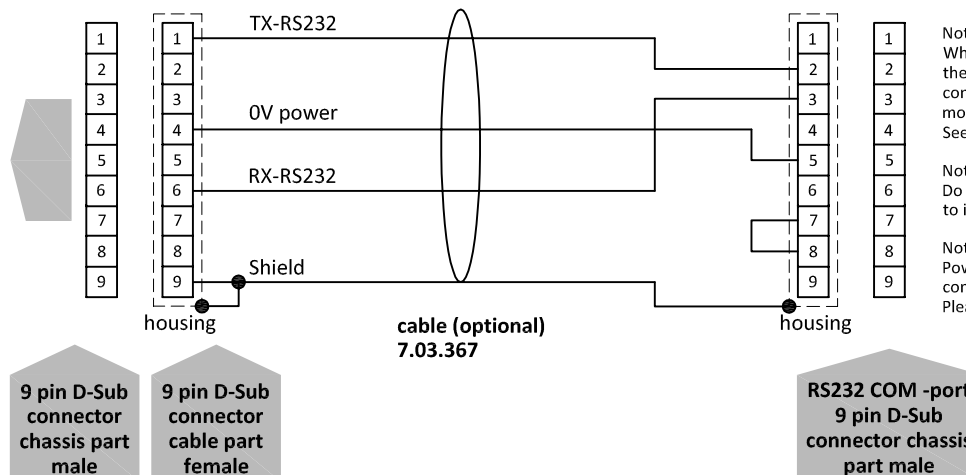

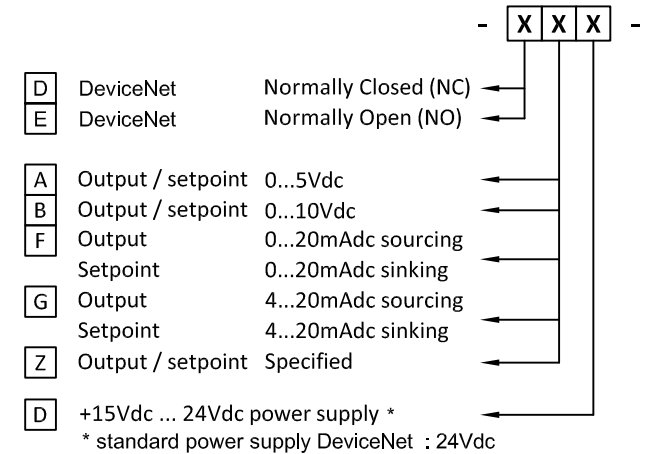
**DeviceNet connection**



**Types**

EL-FLOW / EL-PRESS / μ-FLOW/ LIQUI-FLOW

**Model key explanation**



Note:  
When using a field bus or RS232, it is not possible to operate the instrument by using the setpoint signal of the analog D-sub connector without changing the value of parameter "control mode".  
See doc.nr. 9.17.023 for more details

Note:  
Do not connect an external valve to instruments, set as MFM or EPM

Note:  
Powering a single instrument is possible by the D-sub connector.  
Please consult 9.16.062 for a connection diagram.