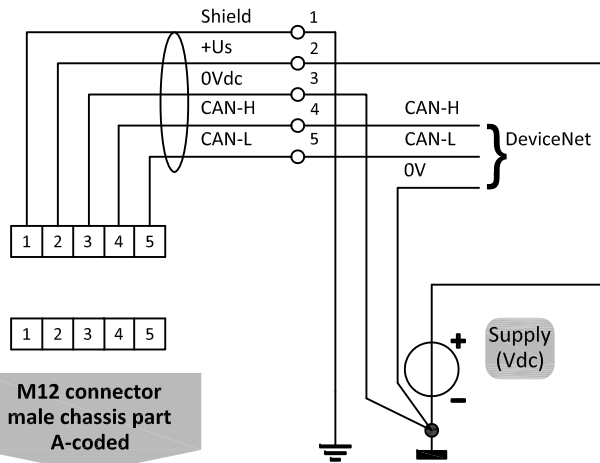


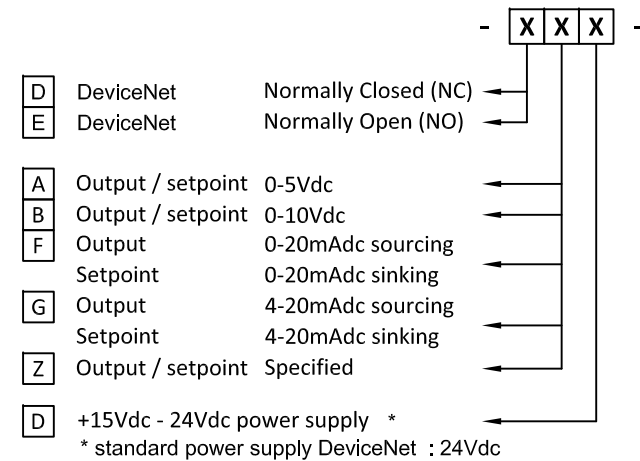
DeviceNet connection



Types

(mini)CORI-FLOW

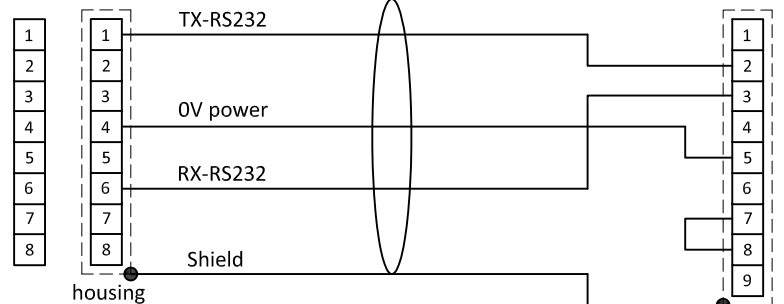

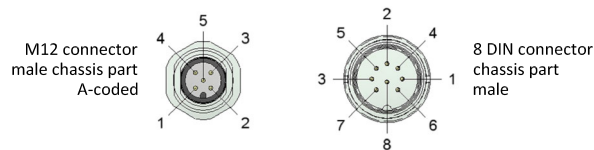
Model key explanation



POWER SUPPLY WARNING



Do not power the instrument simultaneously from two different power sources (e.g. bus connection and Plug-in Power Supply). Doing so will damage the printed circuit board irreparably.



Note:
When using a field bus or RS232, it is not possible to operate the instrument by using the setpoint signal of the analog 8 DIN connector without changing the value of parameter "control mode".
See doc.nr. 9.17.023 for more details

Note:
Do not connect an external valve to instruments, set as MFM.

Note:
Powering a single instrument is possible by the 8 DIN connector.
Please consult 9.16.044 for a connection diagram.

Note:
Make sure that the cable is de-energised before connecting or disconnecting the instrument.